

EY 40% Fill Expanded Fill Sealing Fittings for Close Turning Radius

Explosionproof, Dust-Ignitionproof, Raintight

UNILETS™ for Use with Threaded Rigid Metal Conduit and IMC.

NEC/CEC:



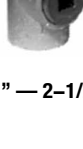




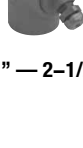


Class I, Division 1 and 2, Groups A◇, B◆, C, D

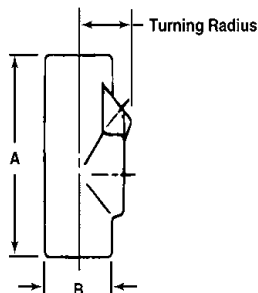
Class II, Division 1 and 2, Groups E, F, G

Class III

HAZARDOUS LOCATION FITTINGS: NEC/CEC EXPLOSIONPROOF SEALING FITTINGS

Appleton

	Trade Size (Inches)	Millimeters (Inches)		Turning Radius ①	Kwiko™ A Cement Required Grams (Ounces)	Catalog Number	
		A (Length)	B (Width)			Malleable Iron	Almag 35 Aluminum
EYSEF Female 1/2"-4" Vertical and Horizontal Conduit Seals for Close Turning Radius							
	1/2	93.7 (3.69)	38.1 (1.50)	31.7 (1.25)	56.8 (2.00)	EYSEF50 ◇	EYSEF50AL ◇
	3/4	109.4 (4.31)	44.4 (1.75)	35.0 (1.38)	113.5 (4.00)	EYSEF75 ◇	EYSEF75AL ◇
	1	128.5 (5.06)	55.6 (2.19)	44.4 (1.75)	198.6 (7.00)	EYSEF100 ◆	EYSEF100AL ◆
	1-1/4	139.7 (5.50)	61.9 (2.44)	52.3 (2.06)	368.9 (13.00)	EYSEF125 ◆	EYSEF125AL ◆
	1-1/2	158.7 (6.25)	76.2 (3.00)	58.6 (2.31)	624.3 (22.00)	EYSEF150 ◆	EYSEF150AL
	2	190.5 (7.50)	88.9 (3.50)	66.8 (2.63)	1,021.5 (36.00)	EYSEF200 ◆	EYSEF200AL
	2-1/2	215.9 (8.50)	107.9 (4.25)	76.2 (3.00)	1,730.9 (61.00)	EYSEF250 ◆	EYSEF250AL
	3	233.4 (9.19)	120.6 (4.75)	84.0 (3.31)	2,525.4 (89.00)	EYSEF300 ◆	EYSEF300AL
	3-1/2	247.6 (9.75)	133.3 (5.25)	91.1 (3.59)	3,234.8 (114.00)	EYSEF350 ◆	EYSEF350AL
	4	280.9 (11.06)	165.1 (6.50)	107.1 (4.22)	5,726.6 (202.00)	EYSEF400	EYSEF400AL
EYDEF Female 1/2"-4" Vertical Drain Seals for Close Turning Radius							
	1/2	93.7 (3.69)	38.1 (1.50)	31.7 (1.25)	113.5 (4.00)	EYDEF50 ◆	EYDEF50AL ◆
	3/4	109.4 (4.31)	44.4 (1.75)	35.0 (1.38)	170.3 (6.00)	EYDEF75 ◆	EYDEF75AL ◆
	1	128.5 (5.06)	55.6 (2.19)	44.4 (1.75)	198.6 (7.00)	EYDEF100 ◆	EYDEF100AL ◆
	1-1/4	139.7 (5.50)	61.9 (2.44)	52.3 (2.06)	368.9 (13.00)	EYDEF125 ◆	EYDEF125AL ◆
	1-1/2	158.7 (6.25)	76.2 (3.00)	58.6 (2.31)	624.3 (22.00)	EYDEF150 ◆	EYDEF150AL
	2	190.5 (7.50)	88.9 (3.50)	66.8 (2.63)	1,021.5 (36.00)	EYDEF200 ◆	EYDEF200AL
	2-1/2	215.9 (8.50)	107.9 (4.25)	76.2 (3.00)	1,730.9 (61.00)	EYDEF250 ◆	EYDEF250AL
	3	233.4 (9.19)	120.6 (4.75)	84.0 (3.31)	2,525.4 (89.00)	EYDEF300 ◆	EYDEF300AL
	3-1/2	247.6 (9.75)	133.3 (5.25)	91.1 (3.59)	3,234.8 (114.00)	EYDEF350 ◆	EYDEF350AL
	4	280.9 (11.06)	165.1 (6.50)	107.1 (4.22)	5,726.6 (202.00)	EYDEF400	EYDEF400AL



① Turning radius with cover or plug removed.

◇ Indicates items in the shaded area which are UL Listed for Class I, Groups A, B, C, D; Class II, Groups E, F, G; and Class III.

◆ Indicated items in the shaded area which are UL Listed for Class I, Groups B, C, D; Class II, Groups E, F, G; and Class III.